






Key Plan



Legend

-  Swale Borough
- Swale Borough Council defence protection type**
-  Coastal
- Environment Agency defence protection type**
-  Coastal
-  Fluvial and Tidal
-  Tidal

Notes

Environment Agency defences are shown with a standard of protection which is against a 5% AEP event or more. Man-made and natural defences which may arise, for instance due to the presence of naturally high ground adjacent to a settlement, have been considered.

Many of the defences around the coastline are coastal defences. With climate change, it is likely that many of the coastal defences will need to become tidal defences in the future.



Contains Ordnance Survey data © Crown copyright and database right 2019.
Contains public sector information licensed under the Open Government Licence v3.0.

SWALE BOROUGH COUNCIL

SFRA: APPENDIX H

FLOOD DEFENCES

This document is the property of Jeremy Benn Associates Ltd. It shall not be reproduced in whole or in part, nor disclosed to a third party, without the permission of Jeremy Benn Associates Ltd.

